



HARVEY ROBINSON

Guide Price

£325,000

Parry Rise

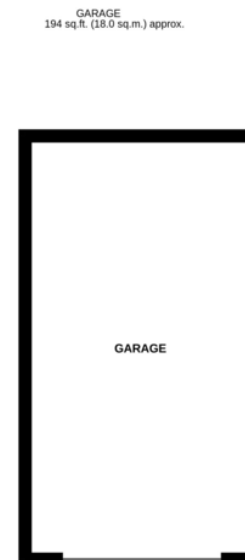
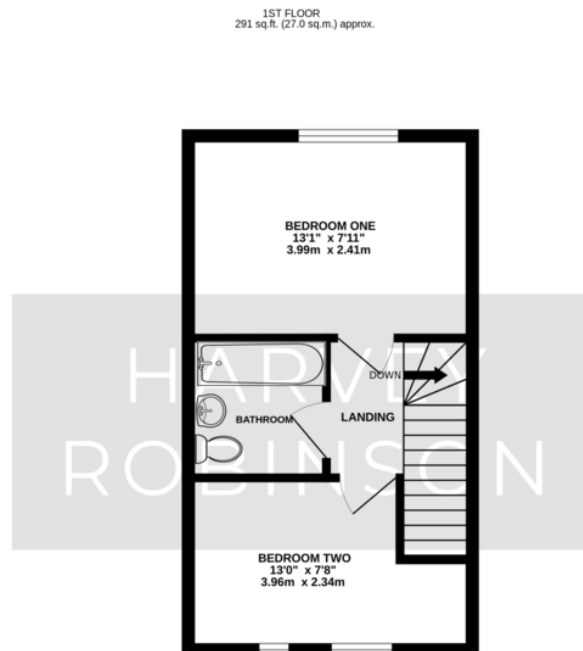
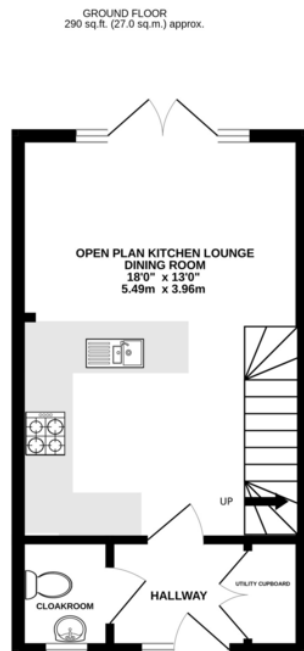
Biggleswade, SG18 8FU



We are delighted to offer for sale this beautifully maintained two double bedroom terraced home, ideally located on the highly sought-after Kings Reach development. Built by Taylor Wimpey in 2018 to their popular Appleford design, this stylish and modern property offers well-planned living space, perfect for first-time buyers, downsizers, or investors. The ground floor comprises a welcoming entrance hall, a convenient cloakroom, and a useful utility cupboard. To the rear of the property is a bright and spacious open-plan kitchen, dining, and living area, featuring integrated appliances and French doors opening onto the rear garden-creating a seamless flow between indoor and outdoor living. Upstairs, there are two well-proportioned double bedrooms and a contemporary family bathroom, all finished to a high standard. Externally, the property benefits from a fully enclosed, south-facing rear garden laid to lawn, with a patio area ideal for outdoor seating and entertaining. Additional features include a timber storage shed, side gated access, and ample off-road parking, with one space directly in front of the property and another in front of the single garage. This superb home offers a move-in-ready opportunity in a thriving community, close to local amenities, schools, and transport links.



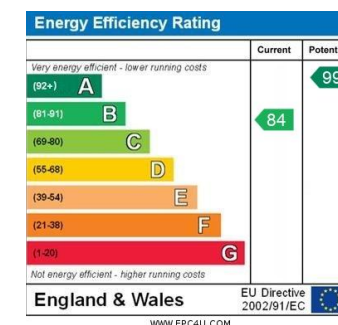




TOTAL FLOOR AREA: 775 sq.ft. (72.0 sq.m.) approx.  
Made with Metropix ©2025

## FAQs

Tenure: Freehold  
Property Built: 2018  
Boiler installed: 2018  
Boiler Serviced: 2024  
Postcode for SatNav: SG18 8FU  
Rear Garden Aspect: South  
Council Tax Band: C  
Lower School: St Andrews East  
Secondary School: Edward Peake / Stratton



Agents Note: Whilst every care has been taken to prepare these particulars, they are for guidance purposes only. All measurements are approximate and are for general guidance purposes only and whilst every care has been taken to ensure their accuracy, they should not be relied upon and potential buyers/tenants are advised to recheck the measurements

HARVEY ROBINSON

### OFFICE ADDRESS

5 Purcell Place, Sullivan Court,  
Biggleswade, Bedfordshire,  
SG18 8SX

### CONTACT

01767 660770  
biggleswade@harveyrobinson.co.uk  
www.harveyrobinson.co.uk